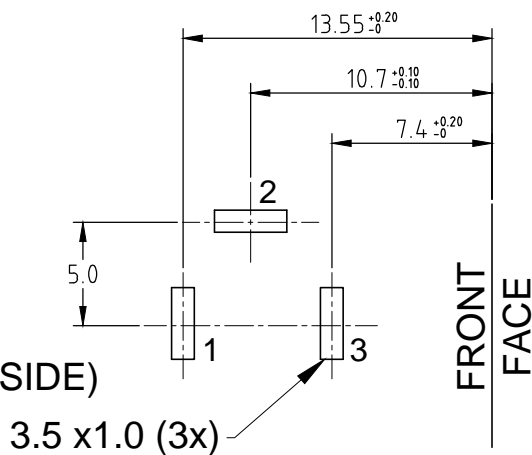


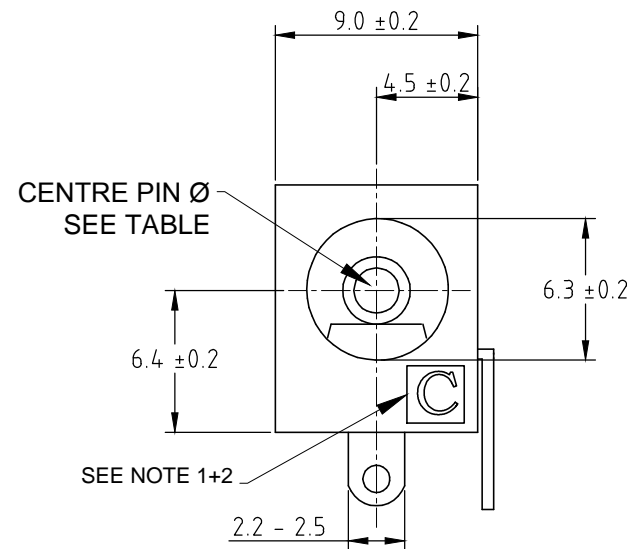
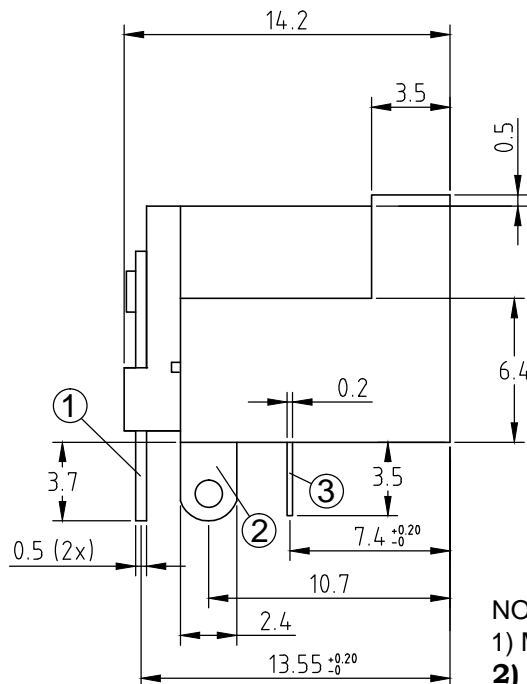
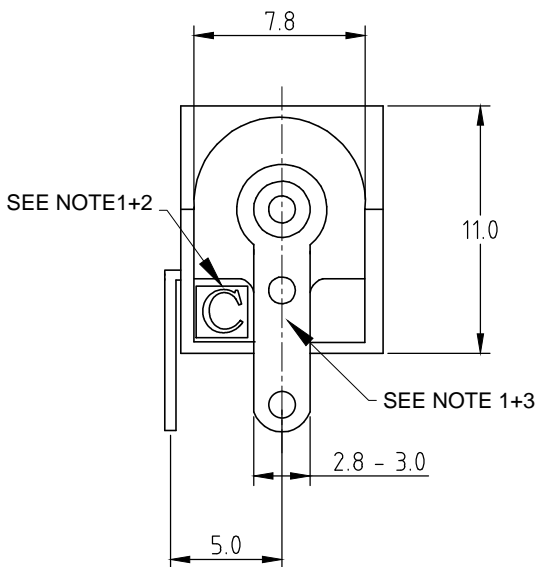
PART NO.	FC68148	FC68149
MODEL NO.	DC-10A	DC-10B
CENTRE PIN Ø	Ø2.1	Ø2.5
SCHEMATIC		

ISS.	AMEND	DATE
1	REDRAWN	29/05/90
2	ERROR CORRECTED	01/11/90
3	MATERIAL PBT	14/02/91
4	P/Nos ADDED	17/02/94
5	RoHS+PC LAYOUT	24/07/09
6	PIN NUMBERS ADDED	20/08/12
7	MULTIPLE TOOL INFO	21/02/13
8	PIN OUT TOL ADD	04/03/13
9	Ø2.10 WAS Ø2.00	31/10/14

PC LAYOUT (COMPONENT / TOP SIDE)



RATED 12V DC - 5A (60VA)



NOTES

- 1) MULTIPLE TOOLS ARE USED FOR THIS PART.
- 2) **CLIFF** LOGO CAN BE ON FRONT OR REAR AS SHOWN.
- 3) REAR CONTACT APPEARANCE MAY CHANGE.
- 4) PIN LAYOUT APPLIES TO ALL PRODUCTS. SEE IMAGES FOR VARIATIONS.

RoHS
COMPLIANT

TOLERANCE
 NO DEC. PLACE ± 0.20
 1 DEC. PLACE ± 0.15
 2 DEC. PLACE ± 0.10
 HOLE Ø ± 0.10
 ANGLES ± 1/2°
 UNLESS OTHERWISE STATED

DO NOT SCALE

Cliff Electronic Components Ltd.

76 Holmethorpe Avenue, Holmethorpe Industrial Estate,
Redhill, Surrey, RH1 2PF, England, UK
Tel: 01737-771375 Fax: 01737-766012 Website: www.cliffuk.co.uk

DIMENSIONS IN MILLIMETERS UNLESS OTHERWISE STATED. WORK TO DIMENSIONS. REMOVE ALL BURRS. IF IN DOUBT ASK.

3rd ANGLE PROJECTION:

MATERIAL: 20% GF PBT / BRASS

FINISH: AS MOULDED / Ni / Ag PLATED

DRAWN: C.A.M.J.

APPROVED: R.W.T.

TITLE: DC POWER SOCKET DC10

DRWG. No. **FC68148**

FORM: A4DRWGH