






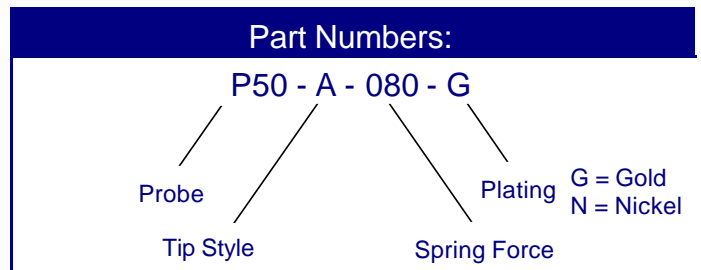

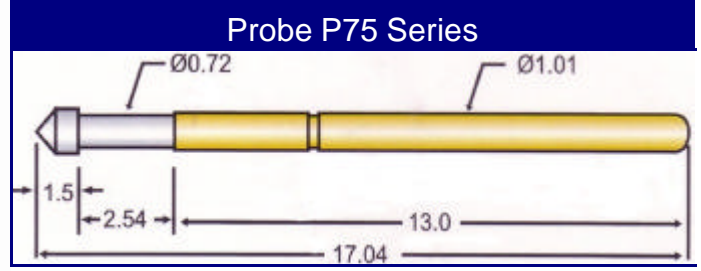





# Cliff Testing Prods

Cliff Test Probes are developed specially to meet electrical testing requirements in a variety of applications they provide a reliable means of testing bare or loaded printed circuit boards and other circuitries where a number of contact points must be accessed.

Part No.	Tip Style	Description	Part No.	Tip Style	Description
<b>A</b>	 Concave	Long Leads, Terminals or Wire Wrap Posts	<b>G</b>	 Flat	Gold Edge Fingers Pads No Indentations or Marks
<b>B</b>	 Spear Point	Lands, Pads or Plated Through Holes	<b>LM</b>	 Star	Lands, Pads or Plated Through Holes Self Cleaning
<b>D</b>	 Spherical Radius	Gold Edge Fingers Pads No Indentations or Marks	<b>F</b>	 Convex	Lands, Pads or Plated Through Holes
<b>Material:</b>			<b>U</b>	 4 Point Crown	Lands, Pads, Leads or Wire Wrap Posts Self Cleaning
Plunger:	Full hard Beryllium Copper, gold plated over nickel				
Barrel:	Brass, Gold Plated				
Spring:	Stainless Steel				



**Cliff Electronic Components, Ltd.**  
 76 Holmethorpe Avenue, Holmethorpe Ind. Est.  
 Redhill, Surrey RH1 2PF, England  
 Tel: +44 (0) 1737 771375  
 Fax: +44 (0) 1737 766012  
 Email: sales@cliffuk.co.uk



Visit us online at:

[www.cliffuk.co.uk](http://www.cliffuk.co.uk)

Technical Specification			
Cliff Part Number	Pitch	Mounting Hole	Spring Pressure
P50 - U - 120 - G	1.27MM	0.9MM	120g (1.18N)
P50 - A - 120 - G	1.27MM	0.9MM	120g (1.18N)
P50 - F - 120 - G	1.27MM	0.9MM	120g (1.18N)
P50 - B - 120 - G	1.27MM	0.9MM	120g (1.18N)
P75 - U - 128 - G	1.9MM	1.35MM	128g (1.25N)
P75 - A - 128 - G	1.9MM	1.35MM	128g (1.25N)
P75 - F - 128 - G	1.9MM	1.35MM	128g (1.25N)
P75 - B - 128 - G	1.9MM	1.35MM	128g (1.25N)
P160 - U - 110 - G	2.54MM	1.75MM	110g (1.08N)
P160 - U - 200 - G	2.54MM	1.75MM	200g (1.96N)
P160 - A - 110 - G	2.54MM	1.75MM	110g (1.08N)
P160 - A - 200 - G	2.54MM	1.75MM	200g (1.96N)
P160 - B - 110 - G	2.54MM	1.75MM	110g (1.08N)
P160 - B - 200 - G	2.54MM	1.75MM	200g (1.96N)
P160 - LM - 110 - G	2.54MM	1.75MM	110g (1.08N)
P160 - LM - 200 - G	2.54MM	1.75MM	200g (1.96N)
P160 - D - 110 - G	2.54MM	1.75MM	110g (1.08N)
P160 - D - 200 - G	2.54MM	1.75MM	200g (1.96N)
P160 - G - 110 - G	2.54MM	1.75MM	110g (1.08N)
P160 - G - 200 - G	2.54MM	1.75MM	200g (1.96N)

Electrical Specification	P50 Series	P75 Series	P160 Series
Current Rating	3A	3A	3A
Contact Resistance	50mΩ	50mΩ	50mΩ

**Notes:**

- The above electrical specification is standard with RS and Cliff supplied products.
- The minimum order quantity per model is 1000pcs
- These are our most popular models, please contact our sales office for further variants.

**Cliff Electronic Components, Ltd.**  
76 Holmethorpe Avenue, Holmethorpe Ind. Est.  
Redhill, Surrey RH1 2PF, England  
**Tel:** +44 (0) 1737 771375  
**Fax:** +44 (0) 1737 766012  
**Email:** sales@cliffuk.co.uk



Visit us online at:

[www.cliffuk.co.uk](http://www.cliffuk.co.uk)