

ISS.	AMEND	DATE
1	ISSUED	15/01/09
2	UPDATED	08/08/23

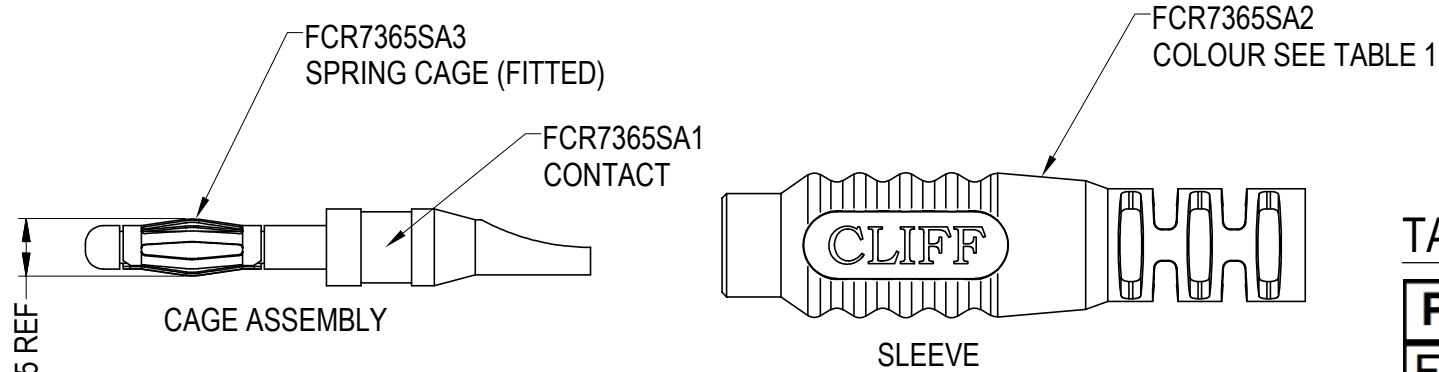
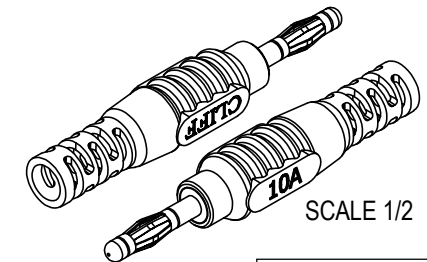
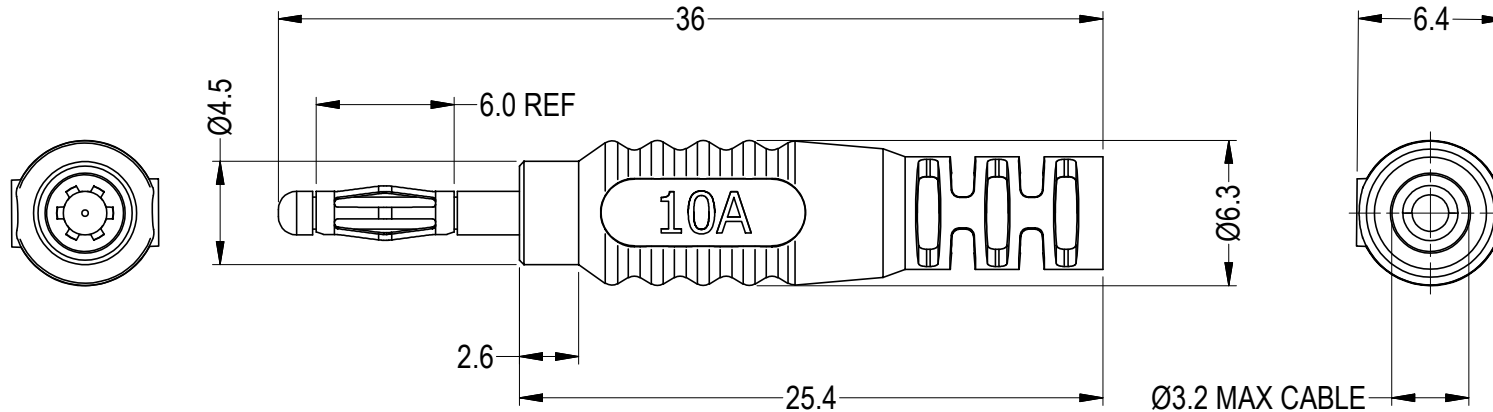


TABLE 1

PART NO.	COLOUR
FCR7365B	BLACK
FCR7365L	BLUE
FCR7365G	GREEN
FCR7365R	RED
FCR7365Y	YELLOW



NOTES:-

1. RATING 30V AC, 60V DC, 10A MAX
2. SPRING CAGE + CONTACT SUPPLIED ASSEMBLED
3. CAGE ASSEMBLY + SLEEVES SUPPLIED UNASSEMBLED (100 / BAG)
4. ASSEMBLY METHOD:
 - (a) FIT SLEEVE ONTO CABLE.
 - (b) SOLDER CABLE ONTO CONTACT
 - (c) PUSH SLEEVE OVER CONTACT.

TABLE 2

ITEM	DESCRIPTION	MATERIAL	FINISH
1	SLEEVE	PP UL94-HB	SEE TABLE 1
2	CONTACT	BRASS	GOLD FLASH
3	CAGE	BeCu	GOLD FLASH

RoHS
COMPLIANT

TOLERANCE
 NO DEC. PLACE ±
 1 DEC. PLACE ±
 2 DEC. PLACE ±
 HOLE Ø ±
 ANGLES ±
 UNLESS OTHERWISE STATED

DO NOT SCALE

Cliff Electronic Components Ltd.
 76 Holmehorpe Avenue, Holmehorpe Industrial Estate,
 Redhill, Surrey, RH1 2PF, England, UK
 Tel: 01737-771375 Fax: 01737-766012 Website: www.cliffuk.co.uk

DIMENSIONS IN MILLIMETERS UNLESS OTHERWISE STATED. WORK TO DIMENSIONS. REMOVE ALL BURRS. IF IN DOUBT ASK.

3rd ANGLE PROJECTION:

MATERIAL: SEE TABLE 2

FINISH: SEE TABLES 1 + 2

DRAWN: T.J.O.

APPROVED: D.P.J.

TITLE: P18 2mm PANEL SOCKET PLUG

DRWG. No. **FCR7365**

FORM: A4DRWGH